



Signature Report

December 14, 2011

Ordinance 17244

Proposed No. 2011-0405.2

Sponsors Patterson

1 AN ORDINANCE relating to the 2011 levy of property
2 taxes in King County for collection in the year 2012.

3 BE IT ORDAINED BY THE COUNCIL OF KING COUNTY:

4 SECTION 1. The county assessor of King County has certified to the
5 metropolitan King County council that the assessed valuation of the County of King as
6 finally equalized amounts to \$ 317,814,434,451.

7 SECTION 2. The metropolitan King County council imposes the levies necessary
8 to fund estimated expenditures for the year 2012 as listed in this section. These amounts
9 do not include the total of estimated revenues from sources other than taxation, including
10 available surplus and such expenditures as are to be net from bond warrant issues. In
11 accordance with state law, the King County assessor calculated a sum for property taxes
12 available to the county related to new construction, improvements to property, refunds
13 and any increase in the assessed value of state assessed property. In calculating the
14 amount of regular property tax moneys needed, the council was cognizant of these sums
15 and they are therefore included in the following levy totals.

16	<u>FUND</u>	<u>TAX</u>
17	COUNTY	
18	CURRENT EXPENSE	\$ 284,318,327
19	HUMAN SERVICES FUND/MENTAL HEALTH	\$ 5,838,960

20	VETERANS AND HUMAN SERVICES	\$ 15,890,722
21	VETERANS' AID	\$ 2,601,709
22	INTER-COUNTY RIVER IMPROVEMENT	\$ 50,000
23	BOND REDEMPTION - LIMITED	\$ 25,887,481
24	AFIS	\$ 11,212,493
25	UNLIMITED G.O. BONDS	\$ 22,460,000
26	CONSERVATION FUTURES	\$ 17,422,453
27	EMERGENCY MEDICAL SERVICES	\$ 95,319,632
28	PARKS	\$ 20,038,193
29	PARKS EXPANSION	\$ 20,038,193
30	TRANSIT	\$ 23,836,083
31	TOTAL COUNTY	\$544,914,246

32 SECTION 3. The metropolitan King County council imposes the levy necessary
33 to fund estimated expenditures for the year 2012 as listed in this section. This amount
34 does not include the total of estimated revenues from sources other than taxation,
35 including available surplus and such expenditures as are to be net from bond warrant
36 issues. In accordance with state law, the King County assessor calculated a sum for
37 property taxes available to the county related to new construction, improvements to
38 property, refunds and any increase in the assessed value of state assessed property. In
39 calculating the amount of regular property tax moneys needed, the council was cognizant
40 of these sums and they are therefore included in the following levy totals.

41	<u>FUND</u>	<u>TAX</u>
42	UNINCORPORATED COUNTY - ROADS	\$ 73,916,323

43 SECTION 4. The metropolitan King County council certifies the levies of the
44 following taxing districts:

45	PORT OF SEATTLE	\$ 73,000,000
46	CITIES AND TOWNS	
47	ALGONA	\$ 636,425
48	AUBURN (King County portion only)	\$ 13,449,688
49	BEAUX ARTS VILLAGE	\$ 145,774
50	BELLEVUE	\$ 37,000,564
51	BLACK DIAMOND	\$ 1,391,562
52	BOTHELL (King County portion only)	\$ 5,025,147
53	BURIEN	\$ 6,676,631
54	CARNATION	\$ 245,656
55	CLYDE HILL	\$ 952,455
56	COVINGTON	\$ 2,338,084
57	DES MOINES	\$ 3,885,744
58	DUVALL	\$ 1,228,447
59	ENUMCLAW	\$ 1,341,472
60	FEDERAL WAY	\$ 9,966,167
61	HUNTS POINT	\$ 269,037
62	ISSAQUAH	\$ 8,418,724
63	KENMORE	\$ 4,172,184
64	KENT	\$ 19,892,138
65	KIRKLAND	\$ 20,987,385

66	LAKE FOREST PARK	\$ 2,819,524
67	MAPLE VALLEY	\$ 3,205,605
68	MEDINA	\$ 2,436,473
69	MERCER ISLAND	\$ 10,797,035
70	MILTON (King County portion only)	\$ 255,219
71	NEWCASTLE	\$ 4,125,249
72	NORMANDY PARK	\$ 1,480,146
73	NORTH BEND	\$ 1,265,809
74	PACIFIC (King County portion only)	\$ 593,092
75	REDMOND	\$ 22,548,810
76	RENTON	\$ 33,355,369
77	SAMMAMISH	\$ 21,453,496
78	SEATAC	\$ 12,954,786
79	SHORELINE	\$ 11,919,445
80	SKYKOMISH	\$ 37,082
81	SNOQUALMIE	\$ 5,224,743
82	TUKWILA	\$ 13,767,912
83	WOODINVILLE	\$ 2,961,223
84	YARROW POINT	\$ 503,644
85	TOTAL CITIES AND TOWNS	\$289,727,946
86	FIRE DISTRICTS	
87	2	\$ 9,868,438
88	4	\$ 10,804,732

89	10	\$ 4,832,578
90	11	\$ 2,348,314
91	13	\$ 2,211,624
92	14	\$ 803,231
93	16	\$ 5,811,041
94	20	\$ 2,053,445
95	24	\$ 2,711
96	25	\$ 1,184,023
97	27	\$ 1,439,836
98	28	\$ 2,067,752
99	31	\$ 12,051
100	34	\$ 6,315,456
101	36	\$ 7,118,631
102	38	\$ 2,099,834
103	39	\$ 18,316,764
104	40	\$ 2,714,417
105	41	\$ 480,176
106	43	\$ 7,411,583
107	44	\$ 3,170,175
108	45	\$ 2,753,297
109	47	\$ 255,236
110	49 (King County portion only)	\$ 90,963
111	50	\$ 229,732

112	61 (King County portion only)	\$ 8,570,389
113	62	\$ 14,887,413
114	TOTAL FIRE DISTRICTS	\$ 117,853,842
115	MISCELLANEOUS	
116	CEMETERY DISTRICT NO. 1	\$ 105,228
117	CITY OF MILTON EMS LEVY	\$ 41,164
118	DES MOINES METROPOLITAN PARK DISTRICT	\$ 539,712
119	FALL CITY METROPOLITAN PARK DISTRICT	\$ 109,282
120	FINN HILL PARK AND RECREATION DISTRICT	\$ 163,195
121	HOSPITAL DISTRICT NO. 1	\$ 20,080,355
122	HOSPITAL DISTRICT NO. 2	\$ 24,311,610
123	HOSPITAL DISTRICT NO. 4	\$ 3,091,783
124	KING COUNTY FERRY DISTRICT	\$ 1,183,252
125	KING COUNTY FLOOD CONTROL ZONE DISTRICT	\$ 36,431,016
126	ISSAQUAH LIBRARY CAPITAL FACILITIES	\$ 725,000
127	NORMANDY PARK METROPOLITAN PARK DISTRICT	\$ 544,984
128	NORTHSHORE PARKS & REC (King County portion only)	\$ 197,412
129	PIERCE COUNTY LIBRARY	\$ 40,613
130	REDMOND LIBRARY CAPITAL FACILITIES	\$ 580,000
131	SI VIEW METROPOLITAN PARK DISTRICT	\$ 2,202,922
132	RURAL LIBRARY (King County portion only)	\$ 112,373,952
133	VASHON MAURY PARKS	\$ 1,125,148
134	TOTAL MISCELLANEOUS	\$204,846,628


135	SCHOOLS	
136	AUBURN (King County portion only)	\$ 46,308,910
137	BELLEVUE	\$ 107,500,000
138	ENUMCLAW	\$ 14,612,914
139	FEDERAL WAY	\$ 61,485,922
140	FIFE (King County portion only)	\$ 1,430,958
141	HIGHLINE	\$ 69,371,263
142	ISSAQUAH	\$ 86,223,830
143	KENT	\$ 92,989,473
144	LAKE WASHINGTON	\$ 118,800,000
145	MERCER ISLAND	\$ 21,584,943
146	NORTHSHORE (King County portion only)	\$ 58,153,269
147	RENTON	\$ 68,119,584
148	RIVERVIEW	\$ 11,901,517
149	SEATTLE	\$ 279,987,350
150	SHORELINE	\$ 45,415,325
151	SKYKOMISH	\$ 289,178
152	SNOQUALMIE VALLEY	\$ 22,877,015
153	TAHOMA	\$ 23,951,286
154	TUKWILA	\$ 15,184,601
155		

156	VASHON	\$ 7,666,017
157	TOTAL SCHOOLS	\$ 1,153,853,355
158	GRAND TOTAL	\$2,458,112,520
159		

Ordinance 17244 was introduced on 10/3/2011 and passed as amended by the Metropolitan King County Council on 12/12/2011, by the following vote:


Yes: 8 - Mr. Phillips, Mr. von Reichbauer, Mr. Gossett, Ms. Hague,
Ms. Patterson, Ms. Lambert, Mr. Ferguson and Mr. McDermott
No: 0
Excused: 1 - Mr. Dunn

KING COUNTY COUNCIL
KING COUNTY, WASHINGTON




Larry Gossett, Chair

ATTEST:



Anne Noris, Clerk of the Council

APPROVED this 19 day of December, 2011.



Dow Constantine, County Executive

Attachments: None

RECEIVED
2011 DEC 21 PM 3:58
KING COUNTY COUNCIL